


Collector's Guide to Marhoff Reels

Appendix C: Photo Notes of selected features - Len Sawisch 5-7-2018

Pawls and Mounting Variations

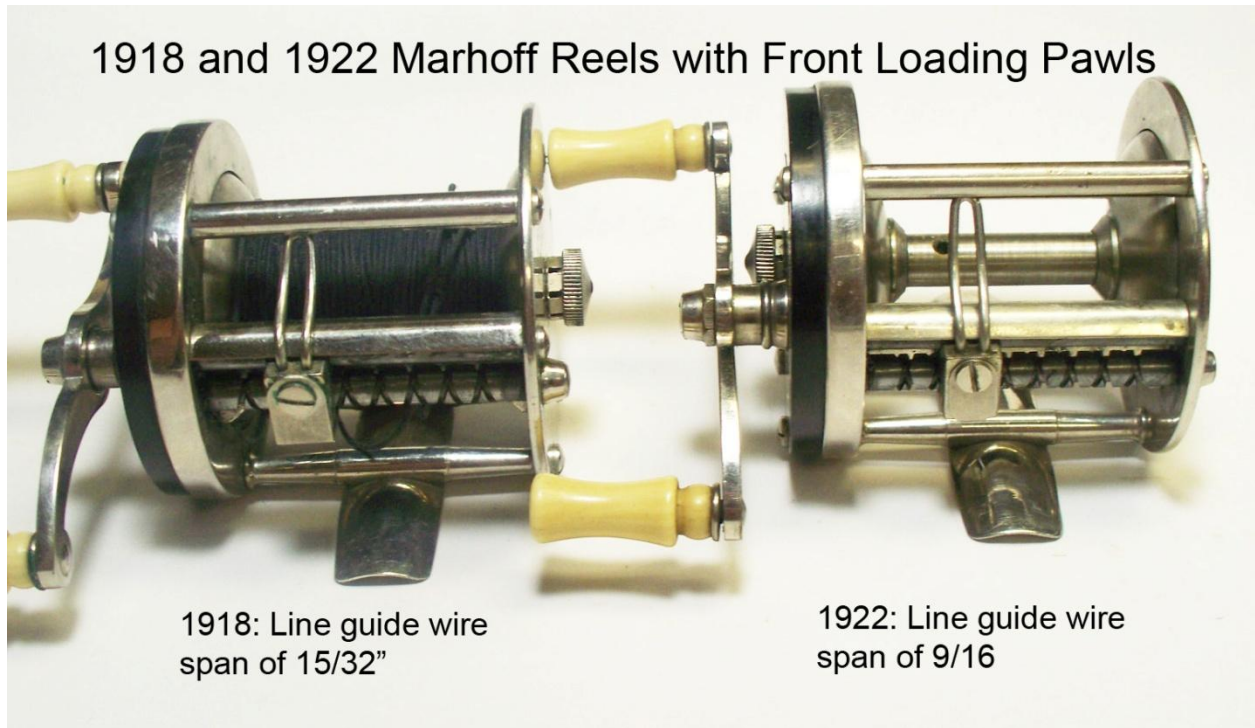
Bottom loading pawl variations.



Front loading pawl variation parts:



Comparison of Marhoff reels with front-loading pawls




## Collector's Guide to Marhoff Reels

### Appendix C: Photo Notes of selected features - Len Sawisch 5-7-2018

#### Marhoff End Caps

End Cap	Description	Marhoff Reel End Cap Transitions	Year/Model					
								
MRC/SMP	SMP-J	M	DC-J	CM	FCR	D	D-2	D2OP
MRC	Full coining, smooth top							
MRC/SMP	MRC w/ SMP threading							
SMP-J	Jeweled							
M	Mushroom							
DC-J	Double coined jeweled dome cap (no clips)							
CM	Clips, Mushroom, Jeweled							
FCR	Clips, Fish eye, Red jewel							
FCW	Clips, Fish eye, White jewel							
D	Double cap, Red jewel							
D-2	Double coined edge							
D2OP	Two oil ports							

#### 1919 Marhoff Experiment?




In the first 1919 Model Marhoff, Shakespeare introduced the idea of eliminating the post or spindle used to support the main drive gear, and simply use the drive gear collar on the head plate cover for support. This required adding a brass bushing inside the collar, lengthening the collar, lengthening the

## Collector's Guide to Marhoff Reels

### Appendix C: Photo Notes of selected features - Len Sawisch 5-7-2018

drive gear shaft by inserting a steel mounting pin with a threaded end for the handle nut, and adding an oil port on the collar. This type of drive gear mounting had (and has) been used extensively on lower end model reels by many companies. It had a short life with Shakespeare. Around this same time, South Bend was offering the 1131-B reel with the same type drive gear mounting. Shakespeare, during this same time, was manufacturing all South Bend's reels. Neither company formally advertised these reels, and in both companies, the models were short-lived.



LPS 5/6/2018